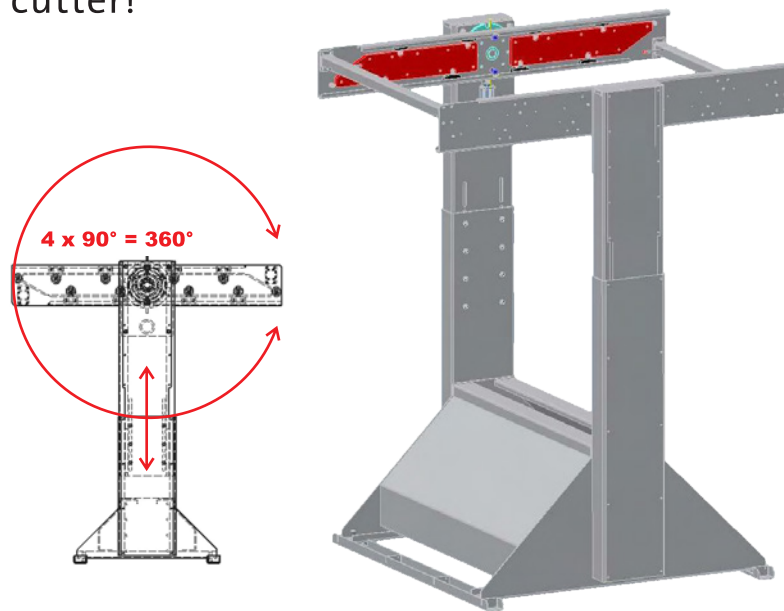


## Chaseloader

Fast and easy exchange of cutting chases at the die cutter!



Chase changing is trouble free and much safer for the operator as the table can snap into four positions which includes automatic safety locks to prevent mishandling or operator error.  
Included automatic safety locking to prevent unintentional use.

Benefits for the machine operator.

- + Heavy duty base for secure anchoring to the concrete floor
- + Height adjustable designed into the main pillars
- + Rotating cassette which holds two cutting chases
- + Eliminates the need to lift heavy cutting chases in the future

Additional products available for the pre-make ready department:

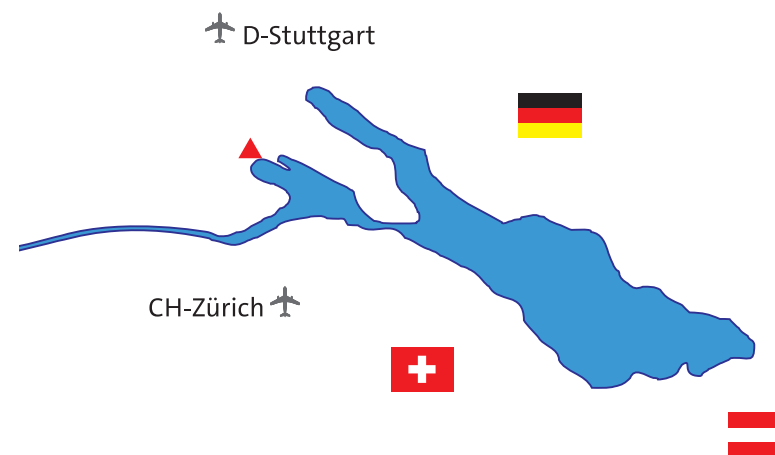
- **Pre-make ready tables** for the preparation of stripping and blanking tools
- Reconditioned (Easy) **Pre-Presses** suitable for many types of die cutters even latest generation of presses



### BOXPLAN

Joachim Jakob (MD)  
Wilhelm-Moriell-Strasse 7  
78315 Radolfzell  
Germany

Fon +49(0)7732-982 99-70  
Fax +49(0)7732-982 99-79  
info@boxplan.de  
www.boxplan.de



If you don't have installed the QR-Code-Reader on your mobile phone you can download the BeeTagg QR Code Reader from [www.beetag.com](http://www.beetag.com)

All mentioned trademarks are the property of their owners!

contact:



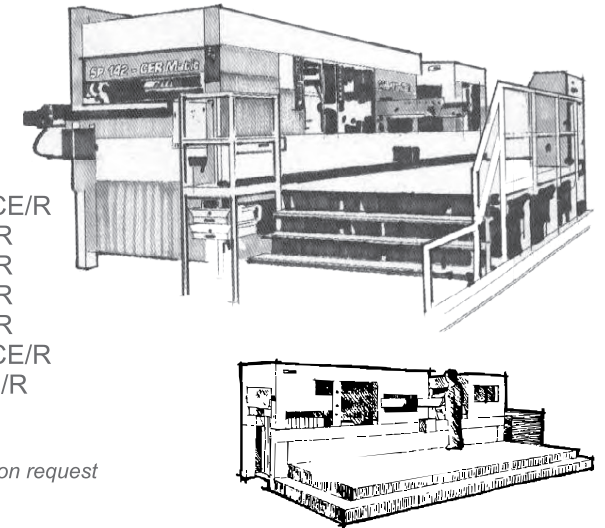
**Your Problem Solving Partner**  
6840 Meadow Lane | Alpharetta, GA 30005  
[cartoncraftsupply.com](http://cartoncraftsupply.com) | 800.480.2486

## QUICKlocking

We develop new and innovative products to increase the efficiencies in your die cutting department!

SP 76-E  
SP 102-E  
SP 102-CE + CE/R  
SP 103-E + E/R  
SP 104-E + E/R  
SP 130-E + E/R  
SP 142-E + E/R  
SP 142-CE + CE/R  
SP 1600-E + E/R  
SP 162-CE/R


other die cutter upon request



- + Reduced set-up time by eliminating the need for pre-make ready in multiple frames
- + Reduce risk of operator injury by eliminating the extra weight of heavy frames (just one person can insert the tools)
- + Redirect the responsibilities of pre-make ready staff therefore reducing overhead costs
- + Optimum alignment of tools with perfect registration from the cutting die to the stripper and blanker
- + Exchange tools between all of your die cutters including new machines with Quicklock as a standard feature

# Easy-Locker-System

Quicklock chase for fast lockup of the cutting dies!




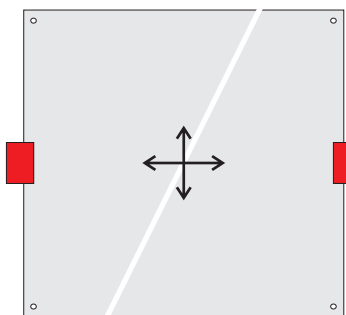
Loss of time consumption of screwing to back plate

- Modification of existing chases with the Easy-Locker-System, which includes 4 magnets per chase with Lock-Fix-Seats inserted into the cutting die.
- + In the future, eliminate wasted time when locking the cutting die by eliminating screws and T-nuts.
  - + Special spring loaded clamping devices integrated into new chase bars are installed on the back and both sides (A) and (B) of your existing chase for quick locking of die board.
  - + By securing the die on three sides you can “squeeze” the die as needed for ultimate register control in instances of swelling due to humidity.

# Counter plate adjustment


Fine register possible between the counter plate and cutting die

- + Fine register possible between the counter plate and cutting die
- + Lateral and longitudinal adjustments possible + + setting range, max. 1.0mm on each side
- + Available for most all auto platen die cutters



# Speed-Lock-System


Quick and safe locking of the upper stripping tool and lower stripping board.



equipped with fine adjustment!

fine adjustment for male stripping forme by using a dial.


- This system includes a completely new top cassette and an extensive modification of the middle stripping frame, available for most all auto platen die cutters. Our newest feature is a fine adjustment allowing for movement from side to side with the upper stripping tool and side to side and front to back movement of the lower stripping board!
- + Standardizes the operation method in all die cutters, both older models and new machine models
  - + Quick insertion and removal of the upper and lower stripping tools. Eliminate the need for the time consuming aligning/ fine adjustment of the upper stripping tool and lower stripping boards, underneath the stripping section
  - + A fine adjustment is now built into the new upper stripping cassette and middle stripping frames
  - + Current stripping frames and upper blanking frames are no longer needed, dramatically reducing pre-make ready time
  - + Designed to use the existing Quicklock standards for new equipment manufacturers
  - + One man operation with easy and safe handling of the tools



Fine adjustments of female stripping board

# Blank-Lock-System (v)

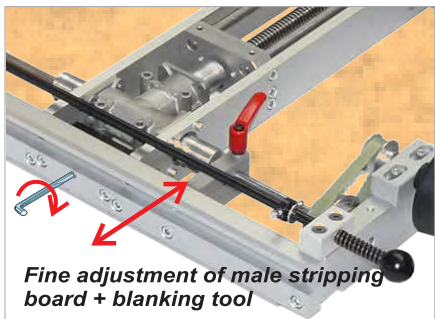
Quick and safe locking of the upper blanking tool even with variable board sizes!



equipped with fine adjustment!

ideal for blanking tools with BSI pressers (higher as top surface of board). Compatible with Expertcut/Mastercut)

- This system includes a completely new open back top cassette for the upper blanking tools, which accommodates variable board sizes and the use of SNAPER or other standard pressers such as BSI-pressers or Bobst spider pressers. Expensive flush mount pressers are virtually eliminated in 90% of the upper blanking tool. Incorporates a similar design to the Expertcut and Master Cut.
- + Standardizes the operation and setup method in all of your die cutters
  - + New design creates clearance above the front bar for easy use of any blanking tools and various standard pressers, similar to latest die cutters on the market
  - + Quick insertion and removal of upper the upper blanking tools while ensuring perfect registration with the stripping section
  - + A fine adjustment is now built into the new upper blanking cassette
  - + Current upper blanking frames are no longer needed, dramatically reducing pre-make ready time
  - + Designed to use the existing Quicklock standards for new equipment manufacturers
  - + One man operation with easy and safe handling of the tools



Fine adjustment of male stripping board + blanking tool

